


Application instructions


Follow the simple instructions below for the correct way to fit the Virustatic Shield face covering. For more information on how to care for your Virustatic Shield face covering including important information regarding do's and don'ts - please refer to the important information guide.

- 1**


Your Shield will arrive via the post


- 2**


Wash your hands before opening


- 3**


Remove Shield from the envelope


- 4**


Rub the colour change icon on the security label


- 5**


Scan the QR code using any barcode app


- 6**


Check your purchase is a genuine product


- 7**


Carefully remove the Shield from the wrapper
Do not cut the fabric


- 8**

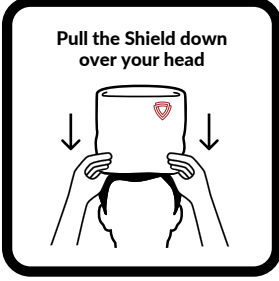
Discard packaging
Recycle where possible


- 9**


Wipe your hands using the fabric of the Shield
Make sure hands are dry


- 10**


Pull the Shield down over your head


- 11**

Use as a single layer for up to 99% virus protection


- 12**


Cover mouth and nose, making sure of a tight fit to ensure maximum protection


- 13**

Best Practice
Always wash hands before wearing and removing Shield
Keep cool and dry when not in use


- 14**

Important information
Do not iron
Do not tumble dry
Do not bleach or dye
Wash with non-bio detergent in a mesh laundry bag
Leave to air dry naturally



Important information


Read the instructions below for the correct way to care for your Virustatic Shield face covering.

The information below must be followed to ensure the protective coating is not damaged. Failure to follow the instructions below will reduce the protective qualities of the fabric.

As the Virustatic Shield snood style face-covering is made from natural fabric without extensive finishing processes, washing may affect the shape and sizing of the Virustatic Shield however will not compromise the performance of the Viruferrin™ unique protection.

5x Machine washes

- 30°C wash
- 30 minute cycle
- Non-bio detergent
- Wash separately in a mesh laundry bag



5 x Hand washes

- Warm water
- Non-bio detergent




Do not Bleach or Dye



Do not tumble dry

Leave to air dry naturally



Do not iron

Heat damages the coating



Do not cut or pierce the fabric



Do not spray fresheners or anti-bacterial products on the fabric



Do not spray perfume on the fabric



Leave to dry naturally

Do not use a heat source

