


## Application instructions


Follow the simple instructions below for the correct way to fit the Virustatic Shield face covering. For more information on how to care for your Virustatic Shield face covering including important information regarding do's and don'ts - please refer to the important information guide.

- 1**


Your Shield will arrive via the post


- 2**

Wash your hands before opening


- 3**


Remove Shield from the envelope


- 4**


Rub the colour change icon on the security label


- 5**


Scan the QR code using any barcode app


- 6**


Check your purchase is a genuine product


- 7**


Carefully remove the Shield from the wrapper  
Do not cut the fabric


- 8**

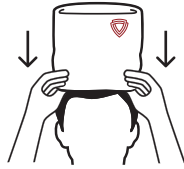
Discard packaging  
Recycle where possible


- 9**

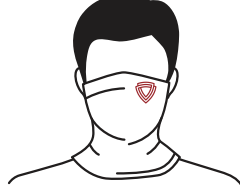
Wipe your hands using the fabric of the Shield  
Make sure hands are dry


- 10**

Pull the Shield down over your head


- 11**


Use as a single fitted layer


- 12**


Double layer for a tighter, more effective fit for the smaller head


- 13**


Double layer to create a mask style face covering


- 14**


Cover mouth and nose, making sure of a tight fit to ensure maximum protection


- 15**

**Best Practice**  
Always wash hands before wearing and removing Shield  
Keep cool and dry when not in use


- 16**

**Important information**  
Do not iron  
Do not tumble dry  
Do not bleach or dye  
Wash with non-bio detergent in a mesh laundry bag  
Leave to air dry naturally



## Important information

Read the instructions below for the correct way to care for your Virustatic Shield face covering.

As the Virustatic Shield fitted snood style face-covering is made from natural fabric without extensive finishing processes, washing may affect the shape and sizing of the Virustatic Shield.

### Machine wash

- 30°C wash
- 30 minute cycle
- Non-bio detergent
- Wash separately in a mesh laundry bag



### Hand wash

- Warm water
- Non-bio detergent




### Do not Bleach or Dye



### Do not tumble dry

Leave to air dry naturally



### Do not iron

Heat damages the coating



### Do not cut or pierce the fabric



### Do not spray fresheners or anti-bacterial products on the fabric



### Do not spray perfume on the fabric



### Leave to dry naturally

Do not use a heat source

